

*The Cattle in the Air*

*Where Sick Folks Get Well*

*Atop the Ozarks*

WITHOUT OPERATION, RADIUM OR X-RAY

*Baker*  
**HOSPITAL**  
EUREKA SPRINGS, ARKANSAS

OWNED AND OPERATED BY NORMAN BAKER, INC.

COPYRIGHT 1939 BY  
NORMAN BAKER, INC.  
PRINTED IN U. S. A.  
FREE DISTRIBUTION



## WE DONT USE OPERATIONS, RADIUM, X-RAY

### If Sick, or if Others Failed to Cure You ... Come to Us Before You Lose Hope

Do not waste time to write us and ask if we treat the particular ailment you may have—just come to us for examination. We treat all ailments, excepting contagious diseases. We also treat Tuberculosis and Syphilis, but such cases cannot be kept inside the hospital, and must come each day to hospital for treatments. No treatments are given outside the hospital, except in emergencies.

We cannot promise what we can do in your case until you come and have an examination. Then we will advise you honestly and frankly what you may expect and if your case

*We Cured  
after others  
failed*

cannot be helped by our treatments, we will frankly tell you, so you need not waste one cent in treatments. We are known for our honesty in such cases, and our best recommendation letters are from those whom we told to go home and save their money. Others had kept them for treatment knowing nothing could be done for them, thus wasting hundreds of dollars of their money.

We treat systemically by medicines, diet and natural methods, never using operations, radium, X-ray therapy, serums, electric needles or burning acid plasters which, at their best, generally give only temporary relief.

Our success in curing many who were pronounced incurable by others is because we start at the foundation of the trouble—YOUR SYSTEM—YOUR BLOOD. Where there is pure blood, disease cannot live. Our many cures of cancer and tumor, after others failed, after operations, ra-

dium and X-ray caused recurrences which made the condition worse than ever, is simply because we treated cancer and tumor by using blood medicines and medicines for destroying the affected mass. Localized treatments only for such cases, never to our knowledge, ever cured one case, that's why radium and X-ray fails. Doctors claim 5 year cures by such treatments, but what actually happens is, a recurrence is experienced and they continue to hold back the condition for a few years until the system becomes so thoroughly infected with the condition, that death occurs. That's

why they claim 5 years a cure, while we set no number of years and treat recurrence free as shown by guarantee on page 2.

We examine localized ailments free but a complete examination is only \$20.00. Our examinations are easy, no painful instruments used. Many patients have said, "We found out more in twenty minutes by your examination than we did after a week's examination by others."

**Read our  
Guarantee  
to Patients  
on Next Page**

## CANCER IS CURABLE BY BAKER TREATMENTS

### An Unusual Institution—A Friendly Place



*On the Mountain in Eureka, stands a Castle in the air,  
Founded on the cures of Cancer, that no other record bears.  
'Tis the home of the Baker treatments, and many there you'll find,  
Who did heed his wondrous message, that he sends to all mankind.  
Now their grief has turned to joy, in a hope of life found there,  
On the Mountain in Eureka, in a Castle in the Air.—BY JENNIE ROSS*

### History of the Baker Treatments and Baker Hospital

The first Baker Hospital was founded by Norman Baker, at Muscatine, Iowa, in 1929. After Mr. Baker perfected the Baker Treatments, they were thoroughly tested by licensed physicians and found to be a cure for cancer and tumor. They were then offered to the medical profession upon condition they investigate to determine their merits as a cure, but the offer was flatly refused. In this attitude Mr. Baker foresaw the suppression of the treatments, and realized he must provide a way for cancer and tumor sufferers to obtain them. As a result he founded the Hospital at Muscatine, and dedicated it to the memory of his mother. Today the Baker Treatments are known throughout the world. Patients come from foreign countries, even 8000 miles distant, to procure the benefit of these treatments. The Baker Hospital in the United States with international representatives in Mexico and Australia, now extends hope to cancer and tumor sufferers through the Baker Treatments.

This phenomenal success has been achieved in the face of a most vicious campaign waged against him by the American Medical Association, who discredit new therapeutic advancement which does not originate within their own organization.

The Baker Hospital at Muscatine, Iowa, is now closed, but its glory will never be dimmed to the thousands who obtained hope, relief and cure within its friendly walls. The magnificent new Baker Hospital atop the Ozarks at Eureka Springs, Arkansas, is the only place in the United States, where the Baker Treatments can now be secured and it stands in a class by itself, high atop the Ozarks of northern Arkansas as shown on front cover. We have no home treatments. Read our guarantee below.

### OUR GUARANTEE TO PATIENTS

We, the BAKER HOSPITAL, at Eureka Springs, Ark., agree to treat free any patient who suffers a recurrence of cancer, tumor, piles, varicose veins, hemorrhoids, hydrocele, fissure, fistula, in the same site treated, after we have discharged the patient as cured.

This free treatment shall include all doctor and nurse fees, together with all medical expense. It does not include room, board or transportation. Patients, in cases of recurrence shall report within 30 days, after discovering the recurrence. We will at any time examine former patients free of charge.

BAKER HOSPITAL,  
Eureka Springs, Arkansas



## Our Founder who Exposed the Medical Associations

To Mr. Baker goes the credit as the only individual who has withstood the attacks, the bombardment, the attempts upon his life, the vicious propaganda of individuals and such powerful organizations as the American Medical Association, the State and County medical societies, the Society for the Control of Cancer, the Women's Field Armies, the press and other organizations whose concentrated force have been wielded against him, his work and the Baker Hospital.

The fact that the Baker treatments, the Baker Hospital and our representatives in foreign countries have withstood those attacks, have become more and more successful in spite of their continued ungenerally tactics, should be positive proof of the results and accomplishments, which enables us to now stand as a health institution with records of cures which we defy any individual or institution to equal.

The fight started against Mr. Norman Baker in 1929 when he first announced his discovery of the Baker treatments as a cure for cancer and tumor and in 1925 when he was first to announce by radio, a cure for varicose veins by medicine only.

This brought the wrath of the organized medicals upon him. At that time they were claiming there was no cure for varicose veins, cancer or tumor. The fight caused enemies to throw bombs at his radio station, KTNV, in Muscatine, Iowa. Later that station was closed and Mr. Baker went to Mexico and built the powerful station XENY, at Nuevo Laredo, Mexico, which operates nightly on 910 KC from 6 P.M. until 7:15 A.M. He experienced many court fights, frampups between government officials and Baker's discharged, disgruntled and dishonest employees who sold their honor and loyalty for a pittance.

This life story of Norman Baker is one of the most interesting, educational and sensational biographies ever written. Order your copy from the Baker Hospital, Eureka Springs, Arkansas. The book is entitled "DOCTORS, DYNASTIES AND GRIMMEN," the Life Story of Norman Baker, 600 pages, bound in lavender cloth. Every man and woman should read this book. See description on back cover.



"There is a selfish purpose behind those who discriminate, persecute, threaten, intimidate and cry, fake or fraud against individuals. Jealousy is the reason and their purpose is to discredit those who do things they cannot do. Our national and state laws are sufficient to prevent such supposed quackery or frauds."—Norman Baker.

"A quack, in the eyes of the Medical profession, is one who does things they cannot do; one who cures after they fail."—Norman Baker.

The above quotations are from our founder, Norman Baker. For ten years the combined organized medical groups have tried to discredit him and his work but to no avail. The Baker Hospital which he first founded in 1929, has grown to international scope with representatives in Mexico and Australia. New Zealand, Germany and England are now seeking representation.

### FREE TEST FOR GOVERNMENT

We urge the government to appoint a committee and investigate the unusual record of cures for cancer, tumor, piles, rupture, varicose veins, stomach ulcers, fistula, prostate, fissure that we have and place the Baker treatments in all government hospitals for the benefit of the veterans who so often suffer recurrence from treatments now used in the government hospitals. See page 30.

## Read This Before Proceeding (Our Answer to the Medical Trust)

Be not misled by the shouts of the American Medical Association doctors or members of State, County and other Medical Societies who have spent thousands of dollars in their efforts to prejudice sufferers against our institution and attempting to discredit our records of cures.

Our success in producing cures after the best specialists in America's largest hospitals and clinics have failed, has brought upon our shoulders the wrath of the organized trust doctors of the National, State and County medical societies.

It is easy to shout quack, fraud and such, but a hard job to prove it and in nearly ten years of the fighting through the District and Federal courts these organized medical groups have feared coming into courts with a charge of quackery or fraud, but content themselves with charges of practicing medicine without a license, a thing they know we have never done because our doctors are high class, ethical, independent and licensed, but refuse to become members of any allopathic medical society similar to those named above.

We stand ready at any time to produce in court, positive records and evidence, especially of cancer and tumor cases, showing our cures after others have failed with their operations, radium, X-ray, electric needles, serums and like treatments. Our record speaks for itself and we defy them to match it.

We merely mention these things so that you, if coming to us, meet with discriminating statements from your family doctor or others who attempt to mislead you or keep you from investigating our records of cures after others have failed, that you will know why such tactics are used by the unethical doctors or associations.

To explain the medical monopoly in the United States, we remind you that the doctors of the National, State, County and City medical societies are mostly members of the allopathic profession and members of the organized medical groups. The American Society for the Control of Cancer is also made up of the same class, 80% of their board of directors are M.D.'s. That society is incorporated in practically every state, and has organized the Women's Field Armies to peddle their propaganda in an effort to discredit every medical cure or treatment for cancer and tumor and drive you to their allopathic doctrines of operations, radium and X-ray. We claim radium and X-ray do not cure cancer; that operations never do except in slight skin cases where proper diet is followed. To prove our statements we say—"Do not believe all they publish about their cures, but look back and see if you can recall one relative, one friend or acquaintance that was ever permanently cured by operation, radium and X-ray."—that tells the TRUE STORY." We give names of our cures on pages 8-9 of this book. Complete address on request. We defy the Medical Trust doctors to match our record of cures.

The Federal Government Indicted the American Medical Association  
Dec. 20, 1938  
for Monopoly

We Have Cured After A. M. A. Doctors Failed



# INFORMATION for prospective PATIENTS

Before writing for information, read this page. If you wish to know more, write us and all letters will be promptly answered. No obligation. Address all mail to: **BAKER HOSPITAL, EUREKA SPRINGS, ARKANSAS**

1. Tuberculosis and Syphilis are treated if patient is able to live outside hospital and come to hospital daily for treatment.
2. A complete physical examination is only \$20.00. A localized ailment such as cancer, tumor, piles, rupture, varicose veins, goiter and similar conditions are examined free.
3. We believe our rates are the lowest, our treatment the best. We offer you room, board, nurse care and all medical treatments for a low weekly rate. This weekly rate covers all but your personal laundry. It averages from \$45.00 to \$75.00 weekly, depending upon the severity of your case, number of ailments to be treated and kind of accommodations you desire. If desired, in some cases we can make a flat fee to cover all without weekly payments.
4. Patients may come at any time without making previous reservations, but bed-ridden patients requiring an ambulance should telegraph us of the time of arrival so we can meet them at the station.
5. We can furnish private nurses when necessary.
6. You can come any hour, day or night and night Superintendent of Nurses will arrange a room for you. You will be examined the next morning. If you decide not to remain, only a small charge will be made for room.
7. When two or more patients come at the same time from same community, a lower rate will be made for each.
8. We do not remove any organs in the treatment of any ailment. No operations, radium or X-ray used.
9. Our treatments as a rule do not confine you to bed, no unbearable pains or loss of blood.
10. Patients are treated once daily, free to go about for pleasure. No usual hospital restrictions except bedtime is about 10 P.M. No alcoholic drinks permitted.
11. Patients can when necessary, go home after a few weeks of treatments and return later to complete treatment, but we do not recommend it. In some cases of systemic disorders we can, after examination, prescribe for your condition and you may go home and continue the home treatment.
12. Bring just such clothes as you would if going on a pleasure trip. We are all "Just Common Folks" and live as one large family. You will make many friends during your first day. Bring your books, sewing, fishing, tackle (during summer) and your "addle." Entertainment programs are given once each week and you are welcome to "join in."
13. We give a guarantee against recurrence in many cases as shown by guarantee on page 2.
14. Our treatments do not harm the system and can be given no matter what treatments you have previously had. Any treatments can be taken after ours without harmful effects.

COME BEFORE IT'S TOO LATE—ALL CASES ARE NOT CURABLE

## LOWER RATES FOR YOU

Here is how you can secure lower treatment rates. Perhaps you know of persons afflicted with cancer, tumor, piles, varicose veins, leg ulcers, milking, rheumatism, arthritis, kidney-bladder troubles, including stones, constipation, nervousness, stomach troubles of any kind, diabetes, Bright's Disease, indigestion, gas, colitis, liver, heart, blood pressure or any ailment. Show them this catalogue. Tell them of our wonderful cures. If they have given up hope, urge them to come. If you and another patient come at the same time, we will reduce the rate for each of you. This averages from \$5.00 or more lower than the usual weekly rate. Thus you help them and yourself.

## HOW TO GET TO EUREKA SPRINGS

The Missouri and Arkansas Railway enters Eureka Springs. All lines from Memphis, Little Rock, St. Louis, Springfield, Mo., and all bus terminals connect with Eureka Springs, Ark. The Santa Fe Trail Buses stop at

## Our References . . . Who We Are

The beautiful pictures shown herein of the world's most beautiful hospital-resort, proves we are not a "fly-by-night" concern. Our beautiful place, buildings, grounds, furnishings and business represents a very large investment.

Such a business, with hundreds of patients constantly here under treatment, would not be possible if we were not DOING EXACTLY AS WE REPRESENT. Month to month advertising, the work of one satisfied patient to another, together with our accomplishment of cures after others have failed, forms the foundation of our success. Of course we do not represent our treatments as a cure-all. Some cases are too far gone when they come to us, having been driven to the brink of the

grave by foolish allopathic treatments, or by the removal of organs; not realizing that every organ in the human body has a particular purpose and the functions of all are ABSOLUTELY NECESSARY FOR PERFECT HEALTH. When a cure is not possible, life extension is possible by Baker treatments.

It is our great success, our rapid growth that maddens the organized doctors, who strive hard to mislead you and keep you from investigating this wonderful institution. They know that in many cases, patients they have pronounced incurable, have come to us and returned home a healthy walking advertisement of our success and THEIR FAILURE.

## OUR REFERENCES

NATIONAL BANK, Berryville, Arkansas  
 REV. THOMAS F. HOWELL,  
 REV. GORDON C. GOODIER  
 REV. RALPH CARLAND  
 REV. V. H. YODER  
 FATHER R. J. MARION  
 SPANISH WAR VETERAN POST, Eureka Springs, Arkansas  
 AMERICAN LEGION POST, Eureka Springs, Arkansas  
 ARKANSAS PROGRESSIVE ASSOCIATION, Eureka Springs, Arkansas  
 WOMEN'S FEDERATED CLUBS, Eureka Springs, Arkansas

**NOTICE** This institution is operated by Norman Baker, Inc., and not connected with any Medical Society or Association—not alienated with any particular Church or Fraternal Organization—we are independent and our doors are open to all classes alike. Ministers of all denominations hold weekly services in our assembly room.


## HERE'S OUR CHALLENGE TO THE WORLD

With pleasure we pay for  
 ANY PERSON PROVING THE BAKER TREATMENTS DO NOT  
 CURE CANCER

FIVE THOUSAND AND NO/100 \*\*\*\*\* \$5000.00-- DOLLARS

NATIONAL BANK  
 BERRYVILLE, ARKANSAS

BAKER HOSPITAL  
 "Euna Delver"



NO. 163  
 JULY 22 1938



**BAKER TREATMENTS** consist of nat-

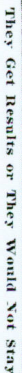
**ALLOPATHY.** Allopathy is the profes-

Can anything be more ridiculous? The

**RADIUM.** We never use radium at the

## Which Do You Prefer?

*of Airopia*



X-ray and never cures cancer as proven

**X-RAY.** We do not use X-ray, except for taking pictures only X-ray bones and

**OPERATIONS.** When disease is a constitutional or anatomical condition caused

## Common Sense Baker Treatments

*the foolishness;*

This list was checked by writing patients in 1938

# Cancer and Tumor of Breast

Mamie Harvey, Illinois (cancer) 1930

# Cancer Tumors of the Throat

5. B. Ablutz, Colorado, (tumor) 1935

Endometrial Cancer and Tumor

Franklin, Illinois. (lib) 1933

**WE DON'T USE OPERA**

## writing patients in 1938

Mrs. Albert Dayton, Iowa, (eye) 1930  
J. V. Gladwin, Iowa, (hip) 1931

Fred Stohlman, Iowa, (lip) 1931  
R C Burroughs, Kansas (lip) 1934

## Stomach, Rectum and Mouth

H. Seibel, Iowa, 1930

# ATIONS BADIILIA Y DAY

WE DON'T USE OPERATIONS, RADIUM, X-RAY



# From Many Parts of the World . . .

## Varicose Veins and Leg Ulcers (Cont'd.)

Mrs. A. Reber, Iowa, 1929  
Mrs. L. F. Stoner, Minnesota, 1933  
Mrs. W. F. Grisel, Iowa, 1930  
J. N. Netters, Iowa, 1935  
W. B. Thompson, Iowa, 1929  
Mrs. J. M. Johnson, Iowa, 1935  
Mrs. Bessie Hahn, Iowa, 1935

## Hemorrhoids

P. Dietrich, Colorado, 1935  
Mrs. J. F. Carre, Illinois, 1930  
Sherman Decker, Illinois, 1930  
C. A. Crappell, Illinois, 1930  
G. Rekenmeyer, Iowa, 1930  
Fritz Berrick, Iowa, 1930  
R. J. Freund, Iowa, 1933  
Mrs. A. Reber, Iowa, 1929  
Wm. R. Harnett, Iowa, 1929  
Fred Stahl, Iowa, 1931  
William Hahn, Iowa, 1931  
Elmer Ridemour, Iowa, 1930  
J. H. Kesewich, Iowa, 1930  
J. M. Johnson, Iowa, 1930  
F. Anderson, Michigan, 1931  
Andrew Ewing, Nebraska, 1935  
Chas. Sternacker, Nebraska, 1935  
H. A. Dean, New Mexico, 1934  
E. F. Woodford, North Dakota, 1935  
S. H. Quilt, Texas, 1934  
S. H. Quilt, Texas, 1934  
Percy May Sack, Canada, 1935  
Mrs. Anna Holstenstein, Illinois, 1934  
Mrs. A. C. Peterson, Illinois, 1930  
Mrs. C. E. Peterson, Illinois, 1932  
J. M. Johnson, Iowa, 1930  
Theo. Womastrom, Illinois, 1930  
Mrs. Agnes Pepp, Iowa, 1935  
Mrs. Ellen Johnson, Iowa, 1930  
Daniel Kellor, Iowa, 1930  
Geo. Scher, Iowa, 1930  
Chester Graham, Iowa, 1930  
Mrs. John S. Hamrick, Iowa, 1930  
Nick Peckley, Iowa, 1931  
Mrs. A. B. Hapner, Iowa, 1930  
Edward G. Kober, Iowa, 1930  
E. J. Kober, Iowa, 1930  
Mrs. Agnes Lutenecker, Iowa, 1935  
John E. Krumei, Nebraska, 1935  
Henry J. Koester, Nebraska, 1935  
Wm. F. Johnson, Nebraska, 1935  
W. S. Johnston, Alberta, Can., 1935

## Fistula and Fissure

Harold G. Park, Jr., Iowa (fistula) 1930  
Roy Stead, Iowa (fistula) 1930  
Wm. Ganser, Iowa (fistula) 1930  
W. J. Hahn, Iowa (fistula) 1931  
Mrs. W. H. Smith, Iowa (fistula) 1930

## Stomach Ulcers and Stomach Trouble

Ralph Kenny, Illinois (ulcers) 1931  
E. F. Kestner, Illinois (ulcers) 1930  
E. Schulte, Iowa (ulcers) 1930  
C. W. Patrick, Oklahoma (ulcers) 1935  
J. D. Bennett, Texas (ulcers) 1934  
G. Hensrud, Alberta, Can. (ulcers) 1932  
A. Ewing, Nebraska (stomach trouble) 1935  
E. Haxell, Iowa (stomach trouble) 1931  
P. Dietrich, Colorado (stomach trouble) 1935  
Mrs. Fred Krueger, Illinois (ulcers) 1930  
Mrs. Mamie Birdsey, Illinois (ulcers) 1935  
Geo. Dunphy, Iowa (ulcers) 1930

Mrs. Glenn Baby, Iowa (ulcers) 1930  
Mrs. Kate Steger, Iowa (stomach trouble) 1930  
Mrs. T. Y. Calender, Texas (stomach trouble) 1934

## Constipation and Colitis

Mrs. C. Upah, Iowa, 1930  
Mrs. Ben J. Naber, Iowa, 1930

## Appendicitis and Prostate Gland

Nick Herman, Iowa (appendicitis) 1929  
Leroy Simon, Illinois (prostate gland) 1929  
J. G. Ganser, Iowa (prostate gland) 1930  
A. Ewing, Nebraska (prostate gland) 1935  
Chester Graham, Iowa (prostate gland) 1930  
Elmer Jansen, Iowa (appendicitis) 1930

## Gall Bladder Trouble

Mrs. Anna Zamstall, Iowa, 1931  
Mrs. Henry Oster, Iowa, 1930  
Mrs. A. Reber, Iowa, 1929  
Mrs. G. G. Baby, Iowa, 1930  
Mrs. B. Yeat, Minnesota, 1935  
Mrs. L. Gordon, New Mexico, 1934  
Mrs. J. Doherty, Michigan, 1931

## Diabetes and Liver Trouble

Mrs. N. Walton, Colorado (diabetes) 1935  
J. M. Chapman, Illinois (liver) 1930  
Chas. J. Machin, Texas (diabetes) 1935

## Gout and High Blood Pressure

Mrs. A. Carlson, Illinois (gout) 1930  
Mrs. J. Perlman, Iowa (gout) 1929  
Mrs. Gertrude Nelson, Iowa (gout) 1930  
Mrs. M. Johnson, Iowa (gout) 1930  
A. Ewing, Nebraska (blood pressure) 1935  
L. Carfens, Iowa (thyroid) 1930  
Mrs. Anna Novakovich, Montana (gout) 1931  
Miss Bera Cook, Texas (gout) 1934

## Throat Trouble

Mrs. R. Kerner, Iowa (tonsils) 1930  
P. Dietrich, Colorado (tonsils) 1935  
M. Doermann, Iowa (tonsils) 1931  
Mrs. H. Walters, Kansas (tonsils) 1934  
Mrs. E. McKelvey, Pennsylvania (ulcerated) 1934  
P. Anderson, Michigan (bronchitis) 1931  
S. Sternacker, Nebraska (sinus) 1935  
Miss J. M. Johnson, Iowa (throat) 1935  
Mrs. Gust Anderson, Illinois (tonsils) 1931

## Rheumatism, Neuritis, Lumbago

E. Ridemour, Iowa (rheumatism) 1930  
Ed. Fillerth, Illinois (lumbago) 1931  
Herman C. Diecksen, Iowa (sciatica) rheuma-tism) 1929  
Miss Martha Schmidt, Wisconsin (neuritis) 1933

## Toxic Poisoning

Mrs. M. Birdsey, Illinois, 1935  
Mrs. W. Gual, Iowa, 1930  
Mrs. Mary Miller, Illinois, 1930

## Rupture

George R. Julian, Arkansas (1938)  
Mrs. T. L. Holdenman, Oklahoma (1938)  
John E. Nash, Michigan (1938)  
H. J. Garke, Ohio (1938)  
H. C. Blumehorn, Missouri (1938)  
C. Sternacker, Nebraska (1935)  
W. C. Price, Kansas (1938)  
E. A. Hill, Oklahoma (1938)

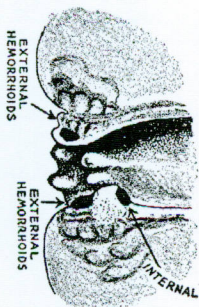
## Varicocele

W. C. Price, Kansas (1938)  
E. A. Hill, Oklahoma (1938)

CANCER IS CURABLE BY PAIRED TREATMENTS

# Piles - - - Rectal Cancer

## No Knife Used



PILE OPERATIONS MAY CAUSE CANCER

## Fistula - - - Fissure

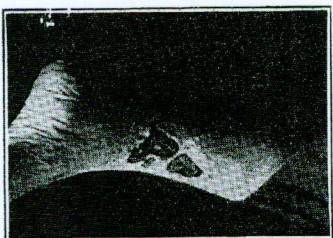
We treat Fistula, Fissure and abscesses without major operations, and if patients suffer recurrence they are treated free of charge any time in the future. See Guarantee certificate page 2. These troubles may lead to cancer and should not be neglected. WE EXAMINE ALL RECTAL DISEASES FREE OF CHARGE.

## Rupture--No Knife, Throw Away Your Truss

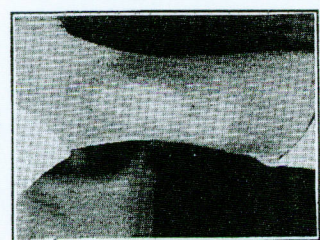
We treat rupture by simple injection treatments and guarantee to treat patient free anytime in the future if they suffer a recurrence. See our guarantee on page 2. We examine all rupture cases free.

No matter if it is single or double rupture, come to us for our simple treatment which does not confine you to bed. We believe our records show the largest rupture case on record in which the prolapsus was as large as a melon. Others had refused to treat the lady. We defy anyone to show records such as ours.

## Varicose Veins - - - No Knife



Before



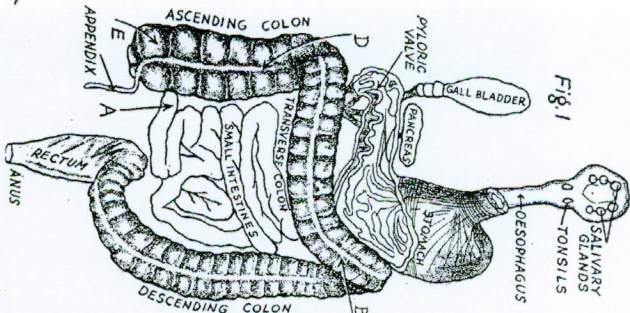
After

We treat varicose veins by injections and guarantee to treat any recurrence free as per guarantee on page 2. We examine all such cases free. Patients are not confined to bed; no unbearable pain. Come to us for all leg troubles, ulcers, milk leg and sores.



## Here Most Troubles Start

Fig. 1



Study this picture carefully; it shows the cause of most systemic ailments. Never permit any organ to be removed as it disturbs the entire digestive tract and then your real troubles start.

### Stomach ULCERS --- CANCER

Never permit operations for stomach ulcers or cancer until you try our simple treatment by medicines. We do not recall one case of stomach ulcers we have failed upon where patient received our full treatment.

We examine such cases free. Patients are not confined to bed, no unbearable pain or loss of blood. Ulcers and cancer are systemic conditions and are not curable by localized treatments alone. You stay with us depends upon the severity of the case and averages from three to four weeks.

Symptoms of ulcers is bearing down pains after eating, constant belching, vomiting, shooting pains occasionally, continued unusual stomach conditions. Ulcers go into cancer, do not neglect them. Operations leave tender scarred tissue which permits the condition to spread more rapidly. We do not use radium, or X-ray treatments.

## Mouth --- Throat --- Tonsils

We treat all diseases of the mouth, tongue, throat and tonsils by medications only, no knife, radium or X-ray. Never remove the tonsils, they are the poison glands to the throat. Never permit radium, X-ray or operation for cancer or tumor of these parts as such treatments may cause recurrence and we do not believe the organized medics can show one record of a bona fide cure of cancer that affected these parts. A few of our cures are listed on pages 8-9. We treat recurrences of cancer free as shown by our guarantee certificate page 2. We examine such cases free.

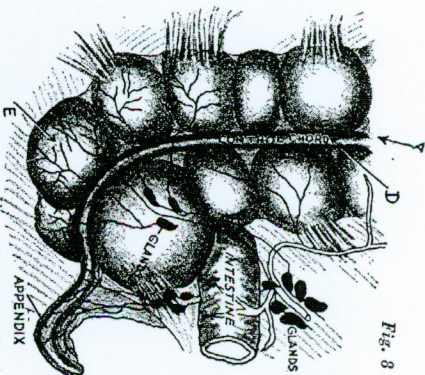
## Indigestion --- Acid --- Gas

Studying the picture of the digestive tract you will note how important every organ is; how it is located and each must perform its function otherwise indigestion, gas, acid conditions and even cancer or tumor may form, especially stomach ulcers. We treat all such ailments by medicines and natural methods, therefore by treating systematically, all organs not functioning properly, generally become normal or the condition corrected when the blood gets pure. Pure blood only comes from the use of nature's methods plus proper diet and herb medicines.

## Appendicitis --- Constipation --- Colitis

### No Knife

Fig. 8



The reason there has been a "slaughter" of the appendix, is because since the formation of the Surgeons organizations, propaganda has been spread throughout the world to "promote" operations for removal of the appendix. Doctors preach that the appendix was formerly a second stomach and since the beginning of man has dwindled away until now it is only a little tube or sack and of no use to the body. The ignorant believe such foolishness, and rush to have their appendix removed at the first sign of pain.


--The appendix is the most important organ in the body for its size and weight. It is said that the secretion from the appendix is so strong it will dissolve the white of an egg in 14 minutes. Why this powerful secretion? Why is there only one appendix, and why is it placed at the very bottom of the ascending colon?

The reason is obvious to one of a mechanical mind or good reasoning. In Fig. 7, note the interior of the colon! Notice the valve which prevents the food stuff from passing back into the small intestines after it dumps into the colon. Notice the opening of appendix where the secretion enters the bottom pocket of the colon at "C." Now notice the powerful lobe muscles "E" in Fig. 8. Notice the appendix appears as a chord, running the full length of the ascending, transverse and descending colon. See picture.

As long as the appendix hangs downward in its natural position there will be no pain, but if it becomes lodged in a "kinked" position by entanglement in the small intestines, then the secretion cannot get out and pain starts. See Fig. 9-11.

A mechanic would say, the appendix is the elevator boy, the starter. When foodstuff gets into the colon, the secretion from the appendix enters and mixes with same, it lubricates the foodstuff going upwards in the ascending colon; it is a powerful antiseptic and agitator for controlling the lobe muscles which move the load upwards like an elevator. Death from appendicitis operation has increased from 8 to 16 per 100,000 since 1910, which spells failure to allopathic methods.

We have never as yet failed on one case of appendicitis (May 1939) and we never remove the appendix. When the appendix is removed chronic constipation generally follows and constipation is the start of most systemic ailments.



COME TO US FOR APPENDICITIS AND COLON TROUBLES!



## *Goiter Cured - - - No Knife*

The foolishness of operations for Goiter troubles has been proven by the large number of deaths from such operations and the recurrence which almost invariably follows. The allopathic method is ridiculous; they claim the thyroid gland is enlarged; secretes too much, and part of it should be cut away. How ridiculous! The idea of cutting away part of an organ to stop an over-amount of secretion is an insult to one's intelligence. The proper thing to do, is to treat the system and bring the enlarged thyroid back to normal with normal functioning. No organ will enlarge unless an abnormal systemic condition exists.

We treat by medicines only. NO KNIFE! We examine free, all cases of either internal or external Goiter. In some cases, only a couple of weeks are required at hospital and patients return home to continue with our medicines.

Do not risk your life by operation, until you have tried our simple treatment. If others who have died on the operating table during goiter operation would have listened to our advice, no doubt many of them would be living today.

## *Rheumatism - - - Arthritis - - - Sciatic*

Do not waste time and money on mineral baths, rubbing oils and liniment or such for rheumatic troubles. It is a systemic condition and can only be cured by systemic treatments. We treat by medications, given internally and externally, combined with natural therapy. Our results speak louder than words and we advise all Rheumatic sufferers to investigate and try our simple treatments, no matter how disappointing the methods of others have been. We examine all such cases free. We believe a couple of week's trial treatment will convince most all.

## *Diabetes*

Diabetes is a systemic condition which causes some organ to function improperly and it cannot be cured by insulin, or any other medicines excepting those which are systemic medicines, combined with natural therapy. That is what the Baker treatment is—medicines for the system with proper diet and natural methods. When patients use insulin, we do not take it away all at once, but gradually they discontinue same. We urge every diabetic to come to us, because the constant use of insulin never cures but causes diabetic coma which oftentimes means death quicker than the diabetic condition would. Only a few weeks are required at our hospital, then patient can return home and continue with the medicines and diet.

## *Blood - - - Heart - - - Eczema - - - Skin*

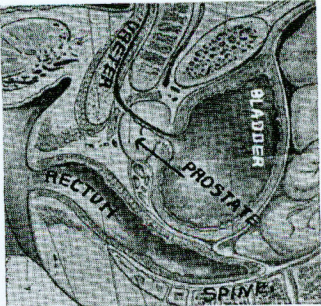
We treat blood, heart, eczema and all skin troubles by systemic methods. We use medicines to purify the blood. If others have failed in your case, come to us and try our simple treatments.

13

## *Prostate — No Knife*

Every prostate sufferer should study this carefully. Note how the urine channel, or ureter passes through the prostate gland. Any enlargement of this gland will interfere with urination. It is an important sex gland and when in an unhealthy state, upsets the entire nerve system, which in turn disturbs the digestive organs and general systemic conditions result.

No organ should be disturbed with the knife, especially the prostate gland. We treat by medicine without confinement to bed or unbearable pains. Patients are free to be up and around during treatment. Our prices are low. We examine prostate troubles free of charge. Those with chronic prostate trouble should be watchful for cancer or tumor conditions which frequently prevail. Never use X-ray, radium or the knife for such cases. We are proud of our successful records in prostate cases and you should not delay coming to us for examination.



## *Bladder - Kidney - Gallstones, Etc.*

Bladder, Kidney, Gall Bladder and all urinary disorders are systemic and any localized treatment such as operations fail because the treatment is not systemic. We treat by medicines and the patient is not confined to bed and does not suffer any unusual inconvenience. Venereal diseases, which oftentimes cause chronic bladder and kidney diseases, are also treated by us. We examine such cases free of charge and urge all such sufferers to come and not neglect such cases. Remember, gall stones cannot form unless abnormal conditions exist.

## *Varicocele — Hydrocele*


Never permit the knife for major operation in cases of Varicocele or Hydrocele because they only give temporary relief at their best. Our treatments are by medicine only and we guarantee to treat free of charge, any patient we discharge as cured, who ever suffers from recurrence. Why waste time and money on any treatments in which the doctor does not guarantee the work. Read our guarantee on page 2. We examine such cases free of charge and only a few weeks are required for treatment. Come and get well, do not waste more time.

## *Syphilis — Venereal Diseases*


We treat venereal diseases systematically and one wastes time when taking mercury treatments. Mercury harms—it is dangerous. "Shots" do not cure syphilis. It is in your blood as are other venereal diseases and our treatment is for the blood, that's why we are successful after others have failed. Such patients live outside the hospital as no one with contagious diseases is permitted to live in the hospital.



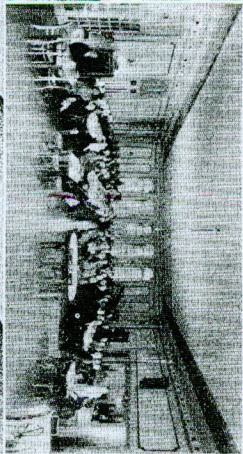
*Above the  
Malania  
Line  
Mosquitoes  
are Rare*



THE POLYCHROME LOBBY




THE CASTLE FAIR




A SPACIOUS, BEAUTIFUL DINING ROOM

*Sleep with  
Blankets in  
Summer  
Mosquito  
Netters*



A BEAUTIFUL RESTING PLACE




A RESTFUL LOBBY




*World's Most Beautiful Health Resort*


ATOP THE CLIFFS - NEARLY 2,000 FEET ABOVE THE SEA -  
THE SWITZERLAND OF AMERICA



NORMAN BAKER'S OFF




THE FAMOUS SPRING IN  
BASIL PARK




A GROUP OF SATISFIED BAKER PATIENTS


*Restful Sleep with Mountain Air and Sweetness*



SOUTHWEST VIEW



THE FAMOUS LOBBY PREFACE



BEDROOMS



AT FOOT OF HOSPITAL HILL



## CANCER IS CURABLE BY BAKER TREATMENTS

# CANCER

*Why Operations ... X-ray  
Radium Fails*

CANCER is a systemic condition. It shows in the blood stream and a cancer cell cannot be seen without a microscope. It cannot be seen with a microscope unless the cancer tissue is frozen, cut to a thinness of about one-thousandth of an inch and stained with a dye. Even then a doctor or pathologist cannot be certain. Doctor Joseph Colt Bloodgood of Johns Hopkins Hospital, Baltimore, who was classed as one of the world's best cancer experts, testified in the Federal Court, Davenport, Iowa, in the case of Baker vs. American Medical Association that he did not know what cancer was or what caused it. The medical record quotes Dr. Bloodgood saying he has submitted histologic specimens in over 60 doubtful cases to a number of eminent pathologists and in not a single one of them was there a uniform agreement as to whether the lesion was benign or malignant. (Read quotations of experts, as shown on pages 27 and 28.)

It is as foolish to try to cure cancer by only a local treatment to remove or dry up a cancer sore as it would be to try to cure syphilis by removing or drying up a syphilitic sore knowing it is a blood condition. With the Baker treatments the cancerous or tumorous mass is removed by one treatment while internal medicine and diet given to correct the system by assisting the blood, thus attacking the condition systemically and locally. If cancer cells are left after operations it causes recurrence. Cancer grows the slowest in good tissue, faster in tender scarred tissues such as is left by the surgeon's knife, and faster in dead tissue caused by X-ray or radium.

### OPERATIONS

Cancer is hard to cure by operations because, as stated, the condition is systemic and in the blood and the cancer cells cannot be seen with the naked eye. Therefore, when a surgeon starts to cut out a cancerous mass, for instance, in the stomach, if one cancer cell remains after the wound is healed it can cause recurrence.

If the surgeon is unable to see the cells, how can he hope to remove them? With the condition in the blood, how can he expect to eliminate that condition in the blood by operation?

The surgeon knows that is true and to kill the immediate surrounding cancer cells in the place operated upon he recommends the use of X-ray, which penetrates into the side walls of the wound killing the good tissue and making a fertile field for the rapid recurrence of cancer.

That's why we know of no record of a cure by operation of stomach cancer, uterus, breast, or any other cancer, internally or externally. In a few cases of slight skin cancer, such as lip and face where they operated and cut away a great amount of good tissue, and the patient secured the right diet, cures may be recorded from operation.

If you suspicion cancer—have an examination by our experienced doctors

**WE DON'T USE OPERATIONS, RADIUM, X-RAY**

### X-RAY

X-ray has never cured one case of genuine cancer according to experts. For instance, treating a small cancer sore as small as a pimple by X-ray kills the surrounding good tissue for a distance as great as the X-ray covers. It dries up the sore for a few months, and the patient thinks it is a cure. The cancer breaks out again, grows rapidly, in the fertile, dead tissues, and becomes much larger. When the X-ray is used again, the same process is repeated which explains the large size of cancers you may have seen. X-ray shown repeatedly upon good tissue will cause cancer, as Thomas Edison explains on page 28.

### RADIUM

Radium does not cure cancer, according to experts, but kills the good tissue surrounding the cancer mass in the same way X-ray does, excepting that radium burns deeper, causes great pain, becomes torturous to the patient and eventually ends in death. Experts condemn it. (Read their remarks in our book—It's free.)

## *Why Baker Treatments Cure after X-ray, Radium and Operations Fail*

The Baker medicine treatments cure cancer and tumor because both systemic and local treatments are used. In external cases one medicine is applied on the affected mass to remove the affected tissues, while another medicine is used internally for purifying the blood. In internal cases the same medicine is used for purifying the blood and another medicine is injected as near to the affected parts as possible, which destroys the affected tissues which are then carried away by the system. No cancer serum used.

The internal blood medicine is compounded from herbs, roots, and bark from Nature's garden which are put on earth for the benefit of all.

One of our medicines applied externally to cancer sores destroys the cancerous mass by causing it to slough away as matter or pus and its use is continued until that process stops, thus proving the cancer cells have been eliminated. Another medicine has been used to cure cancer of the eyeball without destroying sight.

The medicine used for injection in internal cases is not a serum. The Baker treatment causes no unbearable pains, no unusual loss of blood and no confinement to bed in the majority of cases. The medicines do not cause harmful systemic conditions and may be used before or after any other treatment.

Many cannot understand the cause of the great success and the many cures by the Baker treatment. The cancerous or tumorous condition is treated both systemically and locally. The cost is much less than operations, radium, or X-ray, besides every patient pronounced cured of cancer at the Baker Hospital is treated free of charge in the event they suffer from a recurrence. See copy of guarantee on page 2.

**WE DO NOT USE CANCER SERUMS**

**WE DON'T USE OPERATIONS, RADIUM, X-RAY**

### WHAT IS CANCER— WHAT CAUSES IT?

The world's greatest experts, researchers, and the medical profession claim they do not know what cancer is or what causes it. With that admission, how can they hope to cure any condition if they do not know what it is, or what causes it? We are not concerned so much as to what it is as we are as to what causes it and how it can be cured.

We do not claim to know exactly what it is except that a cancer sore is a mass of abnormal tissues caused, perhaps, by a systemic condition in which that particular tissue was not nourished as the blood stream nourishes normally. We all know if we would tie a band around the finger tight enough to stop all blood it would soon discolor and rot away. Therefore, we have a right to believe that cancer may be caused by a mass of tissues which have been robbed of the proper blood supply or nourishment. Injured tissue that destroys the blood circulation may cause it. Improper diet makes bad blood. The blood nourishes every tissue, therefore we stand to contract every kind of sickness, from cancer to gall stones if the organs and tissues are nourished by unhealthy blood food. It is like a flower garden. Pure water makes it grow and bloom. Bad water kills it. Bruises, irritated places, black raised moles, birth marks, vaccination scars, tender scarred tissue, mouth sores from ragged teeth or otherwise are fertile fields for cancer. We state that the cause of cancer is an unhealthy system. An unhealthy system is caused by improper diet—too many of us have deviated from nature's gardens and live our lives from tin cans and fancy labeled boxes. Aluminum-ware cooking utensils are also the cause of cancer in our opinion. For the truth about aluminum poisoning read DOCTORS, DYNAMITERS AND GUNMEN as described on back cover.



## Miss Ward Was DOOMED to Die of Cancer in 18 Months---we cured her

Miss Ward's case should interest every woman of the world. Think of it! Eight years ago pronounced incurable, given 18 months to live from cancer of both breasts and uterus, now married, mother of healthy baby girl and now living with husband, Mr. Leo Hubler at Marengo, Iowa.

She will gladly tell you that she owes her life to the Baker medicines and the specialists at the Baker Hospital, Muscatine, Iowa, where she was treated nine years ago, 1930.

She was discharged as incurable by the Iowa State University Hospital, Iowa City, Iowa, before coming to us. That institution is considered one of the best in America, and includes the million dollar hospital, partly paid by Rockefeller donation. We mention this to prove that the



the estimate of her life. She had cancer of both breasts and uterus. She was then a single girl, Miss Ward. Came to us in 1930, treated and discharged as CURED. She waited several years to see if she remained well. She did, then she married, Mr. Leo Hubler, of Lisbon, Iowa, and both worked a large farm there. She attended the yearly meeting at Muscatine, Iowa, and brought her baby, a healthy tot.

This is her case history, diagnosis and results from Baker Hospital records:--

**HISTORY**--Age 27. Started Baker treatments, 12-20-30. Had appendix removed five years before (1925) and incision was open and running. Terrible internal distress and pain almost continuous, getting. Had an abscess stitch; never healed internally--Dr. Erwin (family physician). Dr. Erwin called Dr. Dunn, Dr. Neal, Dr. Slater and Dr. Proctor in consultation and they found that medicine had been given that caused trouble. She got no relief; then went to Dr. Huesch, Cedar Rapids, who examined her and advised her to go to Iowa City State Hospital.

She went to State Hospital and after examination by Dr. Minger they gave her the chart and instructed her to go to Dr. Scarlett's office. She read the chart diagnosis which was fibroid tumor and were going to operate. They took seven X-ray pictures and then advised they could do nothing for her. They gave her prescription and diet instruction to follow as long as she lived. She followed this instruction three months, then Dr. Huesch dressed incision three weeks then sent her back to State Hospital where they probed the incision and advised they could do nothing for her and estimated her life at 18 months. They gave her prescription for alcohol tablets to take if pain became too severe. Has prescriptions and letter from State Hospital. Entered Hospital December 20, 1930; treated until about middle of March, 1931. Discharged October 6, 1931.

**DIAGNOSIS**--Pre-cancer growth, both breasts, especially left; goitre, urethra ulcerated and hard growth; fistula over the opening at McBurney's point.

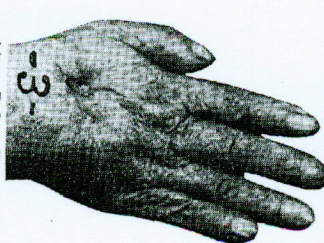
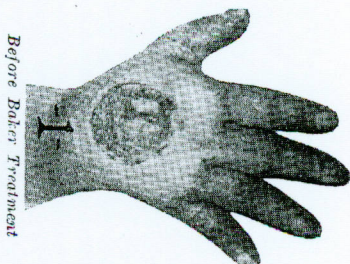
**RESULTS**--All suffering, pain and distress gone; goitre no longer causing trouble; breasts entirely healed; no soreness or tenderness anywhere; incision entirely healed, no longer sore or tender. General health better than for years. Now married and mother of healthy baby girl.

**WOMEN! Profit by This Lady's Experience**

**CANCER IS CURABLE BY BAKER TREATMENTS**

19

## Mr. Wadzeck Was Driven Insane by Radium, X-ray, Torch---we cured him



After Baker Treatment

Mr. Wadzeck was given up to Die by A.M.A. Doctors

We Saved His Life

Here is a striking case of Mr. Wadzeck, formerly of Ft. Worth, Texas, now of Laredo, Texas.

About 1925, Mr. Wadzeck noticed a stiffness of his fingers, accompanied by considerable pain. He lost the use of his hand and suffered for seven years. In 1932, what appeared to be a small pimple, developed on the back of his hand, it broke open and would not heal. The pain was severe, narcotics were necessary. He went to Dr. Edwards, at Knox City, Texas, who diagnosed it as cancer, and recommended amputation of the arm.

Mrs. Jones, Mr. Wadzeck's daughter, then took him to Dr. Samuels Clinic, at Dallas, Texas. There Dr. Hackney pronounced it cancer. The sore by this time had grown to the size of a silver dollar and the fingers and hand were swollen until they were a third larger than normal. (See photo number one.) They gave him X-ray, in the course of which his head was exposed to the rays and as a result his face turned red, his nose became swollen and his hair and whiskers fell out on the side exposed, leaving his head bald on that side. Dr. Hackney continued treating him with X-ray and part of the time with radium for about a year. Finding the X-ray and radium were not producing beneficial results, they burned him with what appeared to Mrs. Jones to be a blazing torch. The doctor's office was on one of the upper floors of a tall building and during the tortuous burning the doctor closed the only window in the office. The daughter asked why he did so as the smell of the burning flesh was very sickening. The doctor replied that he might jump out of the window. The daughter watched the torture of her father, saw them burn his flesh, saw the tears of agony roll down his cheeks. It was a terrible ordeal; almost unbelievable, but all actual facts.

Temporarily the sore healed only to break out again, in a short time, worse than before. Then he was given forty-eight hours of radium, and later more X-ray, which spread the condition. All of this time he was continually under the influence of morphine to relieve the pain and give him some sleep. He then fell into a coma which lasted eleven days. When he revived it only lasted several hours and he again went in a coma. After a few more X-ray treatments, Dr. Hackney discharged him, saying: HE COULD DO NO MORE FOR HIM. That was September, 1934.

His wife and daughter tuned in the radio, heard Norman Baker talking from radio station XENT about the Baker cancer treatments and with Dr. Hackney's death sentence still ringing in their ears, they took him, as a last resort, to the Baker Hospital for treatment. Mr. Wadzeck had become insane from the torture he had experienced and his condition was so serious they feared he would pass away while enroute. After his first treatment he fell into a sound sleep without morphine. He immediately responded to the treatments, regained his mental faculty, and was completely cured. (See pictures No. 1 and 3.) He resides at Laredo, Texas, at present and was enjoying good health, in August 1938.

20



## 9-10 Year Cures of Cancer and Tumor

### We Defy A. M. A. Doctors to Equal our Records.



*Group of Nine and Ten-Year Cured Patients*

Wouldn't you smile, if away back in 1929 and 1930 you had suffered from cancer and your doctor told you that you were going to die, and you are still enjoying good health today, after these nine and ten years? Certainly you would! Well, that's what causes the smiles in these two pictures.


They are men and women who had cancer and tumor; came to us and we cured them. Better still, they have remained cured all these years. Every year since 1930, an annual meeting is held where men and women from remote parts of the country come and celebrate, to meet old friends formerly met in the hospital. They testify publicly to their condition and in this manner we have established a public record of their nine and ten year cures so that now, no medical trust doctor can dispute our cures or deny that we have met their standard which is a five year cure, and we expect them to meet our record.

We have now put the profession "ON THE SPOT," because they have not assembled any like group of patients who were cured by their advocated methods of operations, radium, and X-ray. The Medical Associations and Society for the Control of Cancer have never publicly given proofs of their cures that we know of—here are ours:

**TOP PICTURE**—Mrs. P. H. Strub, Iowa, (first, front row left); Mrs. R. E. White, Illinois, (second, front row left); Mrs. Leo Hubler, Iowa, (center, front row); Mrs. Addie Eastman, Illinois, (second, front row right); Mrs. Flora Burkholder, Iowa, (end, front row right); Mr. Harry Klemme, Illinois, (first, top row left); Mr. Konrady, (second, top row left); Norman Baker, Arkansas, (third, top row left); Mr. A. Frandsen, Iowa, (end, top row right).

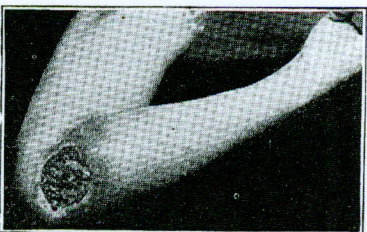
In 1930 when we were only six months old, the Medical Societies shouted, "You have no cure because you cannot show 5 year cures"—that's true. We could not show them, but now this is the proof of the pudding.

**BOTTOM PICTURE**—R. A. Bellows, Arkansas, (first, front row left); Mandus Johnson, Illinois, (second, front row left); Miss Marie Harry, Illinois, (center, front row); Mrs. Flora Burkholder, Iowa, (second, front row right); Mrs. Porter, Iowa, (end, front row right); Thomas Clark, Iowa, (first, left top row); Norman Baker, Arkansas, (center, top row); Mrs. Chas. Schneider, Illinois, (third, left top row); Glenn Lottis, Iowa, (end, top right).



## They Wanted to Cut Off Her Arm

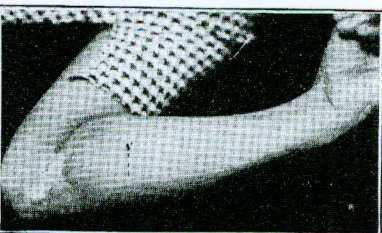
### Baker Medicines Saved Her . . .



*What Other Treatments Did*

### A CURED ARM

These pictures show before and after treatment. They tell the story. Had this patient permitted amputation of the arm, it would have recurred elsewhere with death as the final result. This should prove an object lesson to you women. Imagine this lady with one arm off! She is thankful.



*What Baker Medicines Did*

## A Wonderful Case --- Cancer of Neck



*Before*




*After*

One glance at these two pictures tell an important story. How many people are living today, who had such an advanced case of cancer of the neck? Do you know of one? NO! This patient was treated by Baker medicine only, no unbearable pains, no confinement to bed, no radium, X-ray or knife. We defy anyone to match our records of cures of both internal and external cancer and tumor. We examine such cases free.

## Church Organist Cured of Cancer Breast

This lady, a well known pipe-organist of Cincinnati, was cured of an advanced case of cancer of the breast. She is well known in her city, practically every church goer knows of her.

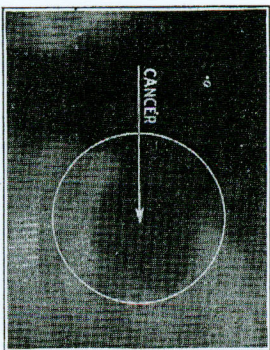
We cure breast cases by internal and external medicines and no women should tolerate operations, radium or X-ray because such often results in recurrence and death. We examine breast cases free.



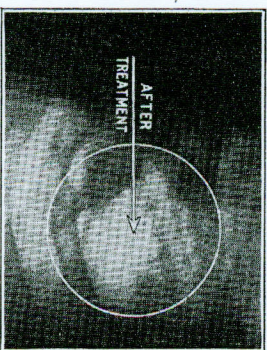


# Proof of Our Treatment in Lung Case

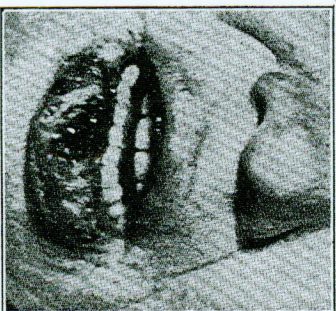
## Internal Cancer



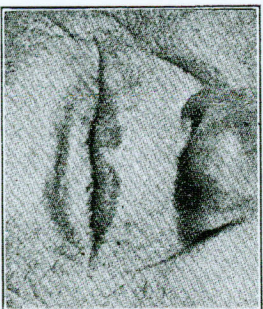
Before Baker Treatment



After Baker Treatment



Before Baker Treatment



After Baker Treatment

Pictures to left show effects of Baker Injection medicines for lung cancer. This patient worked for the Illinois Central R. R. as engineer, became afflicted with lung cancer. Was treated by the railroad company's doctor, who, unable to help him, sent him to Mayo Bros. clinic at Rochester, Minn. They operated, saw the large cancer mass, sewed up the wound and returned him home. He WAS DOOMED TO DIE. Came to us in 1930 after home doctor made the X-ray picture at top, showing the cancer. After six weeks' treatment he returned home and local doctor took the X-ray picture shown at bottom. NOTE THE CANCER IS GONE. He returned after two weeks' vacation for two more weeks' treatment and was discharged as cured. Our last report of this patient was in 1936, that he was still working as engineer for the same company. WE SAVED HIM FROM THE GRAVE.

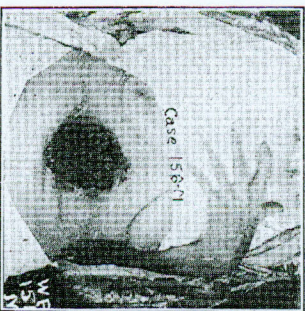
## LIP CANCER

External cancer of all kinds are treated by our internal, injection and external medicines without unbearable pain, no X-ray, radium or knife used. Our treatments can be used regardless of what previous treatments you have used.

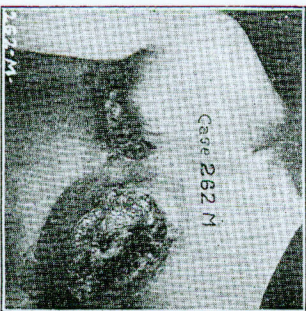
## What Operations, Radium, X-ray DID



What Other Treatments Did

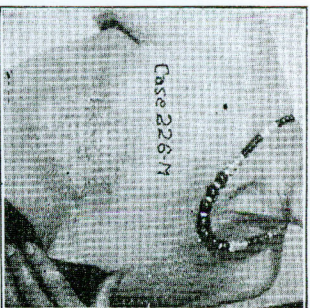


What Other Treatments Did

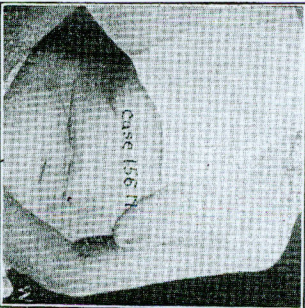


What Other Treatments Did

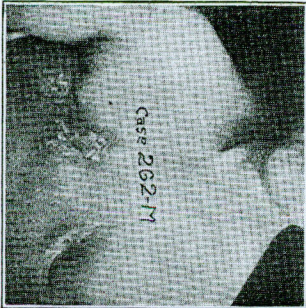
## What Baker Medicines DID



After Baker Treatment



After Baker Treatment



After Baker Treatment

## WE DON'T USE OPERATIONS, RADIUM, X-RAY

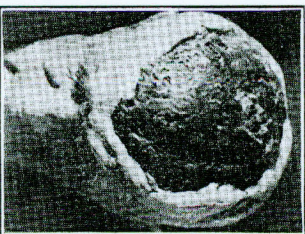
## CANCER IS CURABLE BY BAKER TREATMENTS



# Given Up to Die 9 Years Ago. Famous Skull Patient Cured

(Extracts from *TNT Magazine*)

Mr. Mandus Johnson was a farmer living at Galesburg, Ill., in 1930. He had small sore on temple in 1923. Doctored with best specialists in the state of Illinois for nearly seven years. Sore grew quickly until it had eaten the entire scalp away from his skull. Picture below shows



Before  
Baker  
Treat-  
ment  
Showing  
Scalp  
Bitten  
Away

his condition when he came to us. The odor was so bad, it could be detected a great distance. At home he was forced to sleep on pillows covered with rubber because of the large amount of pus secreted each night. His wife daily washed his head by having him lean over a 5-gallon pail while she poured the fluid over his head. It was a terrible case; our doctors told him to go home, that we did not believe we could do him any good. He desired to try our treatments. We started, and after a few treatments we realized his top skull layer of bone could be removed to enable us to treat the condition better. We knew such a feat as removing the skull layer without an anesthesia would be doubted by the medical profession so we called a public meeting, announcing same over Mr. Baker's radio station KTNNT, at Muscatine, Iowa. Over 32,000 people came and the second picture shows the doctor in the act of lifting off the skull layer. It shows the cancerous eaten mass below. This was in April, 1930.

**WE DON'T USE OPERATIONS. RADIUM. X-RAY**

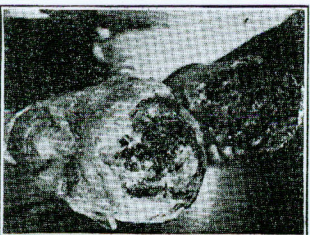
There was no loss of blood, no pain and he walked around hospital that evening, and about town the next day. The following month, another meeting was called so the public could see his condition because jealous doctors spread reports that "we had killed Mandus Johnson." Over 50,000 people attended that meeting. (A picture of this crowd is shown on page 26.) The third picture shows his head completely healed. The fourth picture shows him at work sawing wood during June, 1937—(7 years after) on his large farm.

Mr. Johnson appears in most all our court battles as a witness, and the following is his sworn affidavit.

## AFFIDAVIT

STATE OF IOWA }  
County of Muscatine, } SS

This is to certify that I first suffered from trouble with a sore on my temple that grew and grew during 1923 to 1930 from



Skull  
Bone  
Lifted  
From  
Head  
After  
First  
Month's  
Treat-  
ment

a small bruise on my temple until the cancerous condition had eaten the entire scalp from the top of my head. My skull bone was entirely exposed.

During those six years I was treated by many treatments and none of them retarded the condition from spreading from the small bruise to the entire cotton surface of my scalp. Dr. Baird, of Galesburg, Ill., treated the case and said he sent a specimen

to Springfield, Ill., and reported to me that the report showed 45% cancer.

The Illinois doctors gave me X-ray treatments, namely Dr. Baird, placed two drain tubes in holes cut in the head. Over one pint of pus was secreted from my head daily and I was forced to sleep on rubber pillows and sheets and used on an average of about five to six yards of cheese cloth daily for bandages.

We heard of Norman Baker, the Baker cancer treatments and the Baker Hospital



Many  
Years  
After  
Baker  
Treat-  
ment

at Muscatine, Iowa, by our radio, hearing Mr. Baker talk. We went to Muscatine, was examined, diagnosed as cancer and started treatments. I received only three treatments at the Hospital in Muscatine when they removed the top layer of my skull bone. I was present at a public demonstration held at radio station KTNNT, Muscatine, Iowa, in April, 1930, when 32,000 people were present and at that meeting the Baker doctors removed the top layer of my skull.

Some months after my head had healed I met with an automobile accident, that bruised the entire top of head, took off all the skin when it was healed. Local newspaper at Galesburg carried the story as given out by doctors that I was the victim of another cancer that broke out after receiving the Baker treatments but the paper corrected the report quickly when finding an auto accident was the cause of my damaged scalp.

I moved from Galesburg, Ill., to Oneida, Ill., where I now work a 160-acre farm and have felt good since with no signs today of a recurrence of the cancer, and I have no suspicions or feelings that lead me to believe it will recur.

I was present at Muscatine, Sept. 2nd, 1935, to take part in the public cancer demonstration at Weed Park, Muscatine, Iowa, to show my head and scalp still perfectly healed, but rain prevented the meeting and I was one of the group that was photographed on the front steps of the Baker Hospital on this date. Another separate photo was taken of my head and a group photo including myself, Mrs. Johnson and Norman Baker.

This testimony is given without any compensation of any kind from anyone and done to give the facts to the public and for humanity's sake.

Signed and sealed this 2nd day of Sept., 1935, at Muscatine, Iowa.


Mandus Johnson.

Subscribed and sworn to by said Mandus Johnson before me, Rennie A. Bellows, a Notary Public in and for Muscatine County, Muscatine, Iowa, this 2nd day of September, 1935.

Rennie A. Bellows.

NOTARY PUBLIC in and for Muscatine County, Iowa.

My commission expires July 4, 1936.



If all  
and  
Saving  
Food

**50,000 PEOPLE WITNESSED THIS SKULL CASE**





# CONDEMN

## OPERATIONS - RADIUM AND X-RAY

**We Cured Patients After Mayo Clinic  
and Others Failed.**

(Columbus Medical Journal) says: "For 20 years doctors have been cutting out cancer and telling people that a surgical operation would cure the disease. In 1930, there were 18,636 deaths from cancer in the United States. In 1950, 29,475. At present time not less than 50,000 die of cancer yearly in America. Does that appear as though operations cure cancer? I warn my readers against X-rays. The case of X-ray treated cases with my own eyes shows the patient worse than before using the rays."

"That the medical profession is getting nowhere in the control and the cure of cancer is admitted by the statisticians of the various life insurance

Number of cases reported, 280.  
Society, Page 136.)

Average length of time of life after removal of the pyloric end of the stomach by surgery seven and one-half months.

Average length of time of life after making a false opening between the stomach and bowels by surgery, two years (Department of the Journal of the American Board of Surgery).

Of the above-cited cases of a CANCER of the stomach treated by surgery, not a SINGLE case having died within six months after the operation. These cases were collected by Friedlander (American Journal Medical Association Paper).



# Valuable Home Health Test --- Get Yours Today --- it may save your life --- DO NOT DELAY

We can make health tests while you remain at home. It may save you thousands of dollars or your life.

By a careful urinalysis, using the microscope and chemicals for a complete microscopic and chemical urinalysis, it enables a specialist to detect serious diseases that may be wrecking your health. Our specialists can detect in your urine, if they exist, 24 important things as follows:

1. **APPEARANCE** may denote sugar, albumin, urates, phosphates, epithelial cells, bacteria, blood, pus, etc. An important test.
2. **COLOR** denotes abnormal conditions when showing very pale, dark, bloody, green, black, etc., which may signify serious systemic conditions.
3. **SPECIFIC GRAVITY** may show sugar, uric acid and conditions of the kidneys, circulation of urinary tract.
4. **REACTION** may show tumors on-larged prostate, retained urine, congestion of tract, inflammation, bladder trouble, etc.
5. **SUGAR** an important test but many content themselves with a quick made sugar test and think of diabetes only. Sugar shows liver, intestine and nervous system troubles, etc.
6. **ALBUMEN** a danger sign which usually denotes Bright's Disease, and kidney troubles.
7. **INDICAN** an important warning sign, may indicate intestinal poison, septicemia, blood poisoning, inflammation, constipation, gas, infections and general toxic conditions. When found act quickly.
8. **ACETONE**, its presence may show advanced diabetes or auto-intoxication, indigestion, malnutrition, starvation, etc.
9. **DIA CETIC ACID**, its presence denotes condition near diabetes or diabetes existing; signifies advanced stages. More serious than Acetone condition.
10. **BILE** an important warning sign which may signify failure of liver, liver trouble, tumors, gall stones or inflammation of stomach or bowels.
11. **BILE PIGMENTS** found in jaundice and liver diseases. A danger sign.
12. **CRYSTALS**, their presence denote rheumatism, gout, etc. There are many kinds of crystals, each denoting something different.
13. **CYLINDROIDS**, signify irritation of tract, kidney troubles. If of long standing, have an examination at once.
14. **CASTS** may denote nephritis, inflammation of kidneys, urinary congestion, cancer, hemorrhage, etc. Very important test.
15. **BLOOD** a serious warning sign; if found, may denote inflammation kidney, tuberculosis, Bright's Disease, unusual irritation, etc. Very important test.
16. **BACTERIA** may show inflammation and venereal disease.
17. **EPITHELIAL CELLS** may denote urinary trouble of kidney, bladder, urethra, etc.
18. **AMORPHOUS URATES**, if existing may form gravel or stones. They denote liver trouble, increase in high blood pressure, nervousness, etc.
19. **LEUCOCYTES** may denote kidney, bladder and urter troubles.
20. **MUCOS** denotes congestion, irritation, inflammation of lower urinary passages, respectively of the bladder, prostate and urethra.
21. **SPERMATOZOA** denotes prostate trouble, sexual weakness.
22. **PUS CELLS** denote inflammation of urinary tract, body infections, injuries, prostate, kidney, bladder and urinary tract troubles.
23. **IMPURITIES** are not dangerous unless found in excess amounts.
24. **ANIMAL PARASITES** denote abnormal condition.

**OUR MICROSCOPIC-CHEMICAL URINALYSIS ONLY \$2.00**

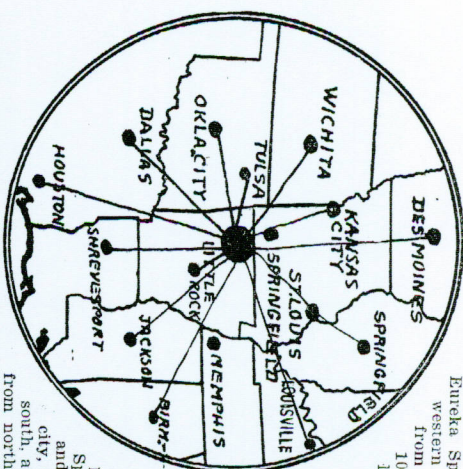
Send a glass of urine to Baker for \$2.00 and we will send you a complete urinalysis report with instructions and prescriptions. We will also send you a chart showing the ways in which you will receive free the four-page chart mentioned above, filled out in detail for your tests, with instructions from doctor giving you valuable information for correcting trouble at home. If two persons send for urinalysis at same time, we will charge only \$1.50 each. Total \$3.00 for two.

Address: Baker Hospital, Eureka Springs, Arkansas.

**CANCER IS CURABLE BY BAKER TREATMENTS**

## How to Reach EUREKA SPRINGS

Eureka Springs is located in the north-western corner of Arkansas, just 12 miles from the southern line of Missouri. 100 miles from Springfield or Joplin, Mo., about 160 miles north of Little Rock, Ark., and north of Hot Springs.



The Santa Fe buses stop at our door, connect with all bus terminals with other bus lines in Missouri, Oklahoma, Texas and Tennessee, which states adjoin Arkansas.

All railways lead to Eureka Springs, with connections at main terminals such as Little Rock, Dallas, Houston, Memphis, St. Louis, Kansas City, Springfield, Mo., etc. The Missouri and Arkansas Railway serves our city, connections at Helena from the south, and at Seligman and Neosho, Mo. from northern lines.

## Our Offer For A Public Test

We receive many letters from friends and enemies asking why we keep the famous Baker formulas secret. Many say it is unethical to do so, that any honest doctor gives his formulas to the profession, etc.

In 1929 when Mr. Norman Baker first announced his formulas as a cure for cancer and tumor, that he had tried them by actual tests on test patients, and that the one who took the full treatment was cured, he immediately advised the organized medical societies. He begged them to investigate. Even wrote the American Medical Association and all refused to investigate.

Since 1930, Mr. Baker and his associates have offered \$5000.00 to anyone proving misrepresentation, as shown by picture of check on page 6, which we now offer. Mr. Baker and others have practically begged for an investigation by the profession. They have refused same for the past nine years. Therefore, we again ask them to accept the following public test.

We suggest a committee be formed of at least twelve or more, including a doctor of every school of health or medical teaching, plus a representative of the world's press, laymen, and women.

This committee to select thirty cancer patients and have them correctly diagnosed by the committee's appointed doctors, to prevent the medical trust doctors from saying "a mistaken diagnosis" in event some are cured. We agree to treat free, these thirty patients and after treatment, the committee's doctors to again examine them and announce the facts to the world, whether for or against anyone concerned. We request the thirty patients be divided as twenty external, ten internal cases; ten to be virgin, ten medium advance and ten far advanced cases. This offer is open for any responsible group to accept, and has stood open for public acceptance since 1930.

After this test, we will give our formulas to the public, but cannot give them to us and refused to investigate. Therefore, if we gave our formulas to them they would perhaps pay same on the shelf and keep them from the public, so they could proceed with their great money makers; operations, radium and X-ray. We do not believe the medical monopoly group want a simple low priced cure for cancer; such would decrease their present large yearly earnings, reported to be EIGHTY-TWO MILLION DOLLARS YEARLY from cancer and tumor patients.

**ENEMY MEDICAL GROUPS FEAR THIS TEST**





Sec. 562, P. L. & R.  
U. S. POSTAGE

**Paid**


Chicago, Ill.  
Permit No. 3278

RURAL or STAR ROUTE BOX HOLDER

LOCAL

**2 THINGS to do for HEALTH and PLEASURE**  
*Read this Book . . . . . Tune in Mexico*

**XENT** 910 KC  
6 P. M. TO 7:15 A. M.



**YOU'LL KNOW THINGS WHEN  
YOU READ THIS BOOK!**

Every man and woman should read this book and heed the advice it contains. Never before has such a book been published. It's not fiction, but **FACTS** that will startle you—facts that are sensational—facts that are educational and inspirational. Nearly 500 pages, cloth bound. Prepaid **\$1.00**

Norman Baker is one of the most interesting speakers on the radio, and can be heard nightly from XENT, in Nuevo Laredo, Mexico, on 910 kilocycles, in a series of interesting health and common sense talks.

Baker talks nightly at 7 P.M., 8:30 P.M., 10:30 P.M., 12:30 A.M., 2:30 A.M., 5:30 A.M., and 7 A.M.

Nightly programs from XENT commence at 6 P.M. and continue all night until 7:30 A.M.

Programs are arranged with beautiful Mexican, Spanish, English and foreign programs which are different from the usual programs of American stations. Picture shows the exterior view of XENT. XENT is licensed for 150,000 watts.



**Hear Norman Baker Nightly** 7:00 - 8:30 - 10:30 P. M.  
12:30 - 2:30 - 5:30 - 7:30 A. M.